

# Lapiplasty®

## 3D Bunion Correction™

### Bunions are more than a bump.

A common misconception is that a bunion is simply an overgrowth of bone to be "shaved off".

However, a bunion is a complex, 3D deformity caused by an unstable joint in the middle of the foot which allows the metatarsal bone to drift out of alignment and to **1 lean, 2 elevate & 3 rotate.**

Bunion "bump" appears here

Root cause of the bunion - an unstable joint - is actually here



## Traditional Osteotomy Surgery vs. Lapiplasty® 3D Bunion Correction™

- X Unnaturally cuts & shifts bone; only a 2D correction
- X Addresses cosmetic "bump" only; not the root cause
- X Patients may be off their feet for up to 6-8 weeks
- X High recurrence; up to 70% of bunions can return<sup>1</sup>

- ✓ Returns entire bone to normal alignment; a 3D correction
- ✓ Fixes the root cause of the bunion; an unstable joint
- ✓ Get back on your feet quickly; in many cases within 2 weeks<sup>2</sup>
- ✓ Low recurrence; 97% maintain 3D correction @ 13 months<sup>3</sup>

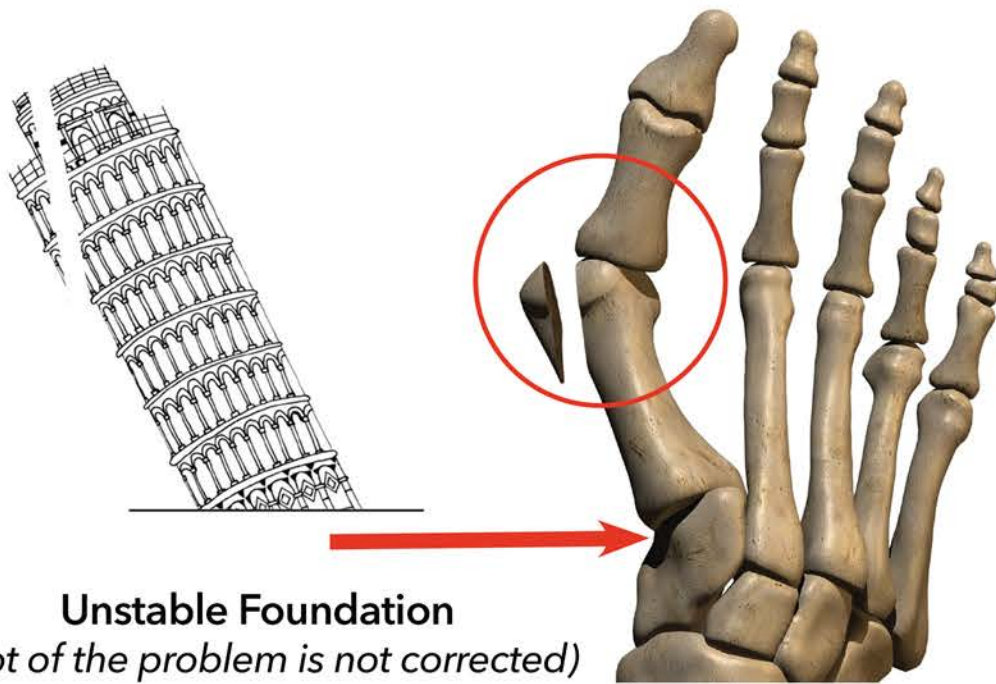
## How it works

### Traditional 2D Osteotomy

Shaves the bump, then cuts & shifts top part of bone over. This addresses the cosmetic bump, but does not address the root cause of the bunion; an unstable joint. The bone is now crooked with the bunion likely to return.<sup>1</sup>

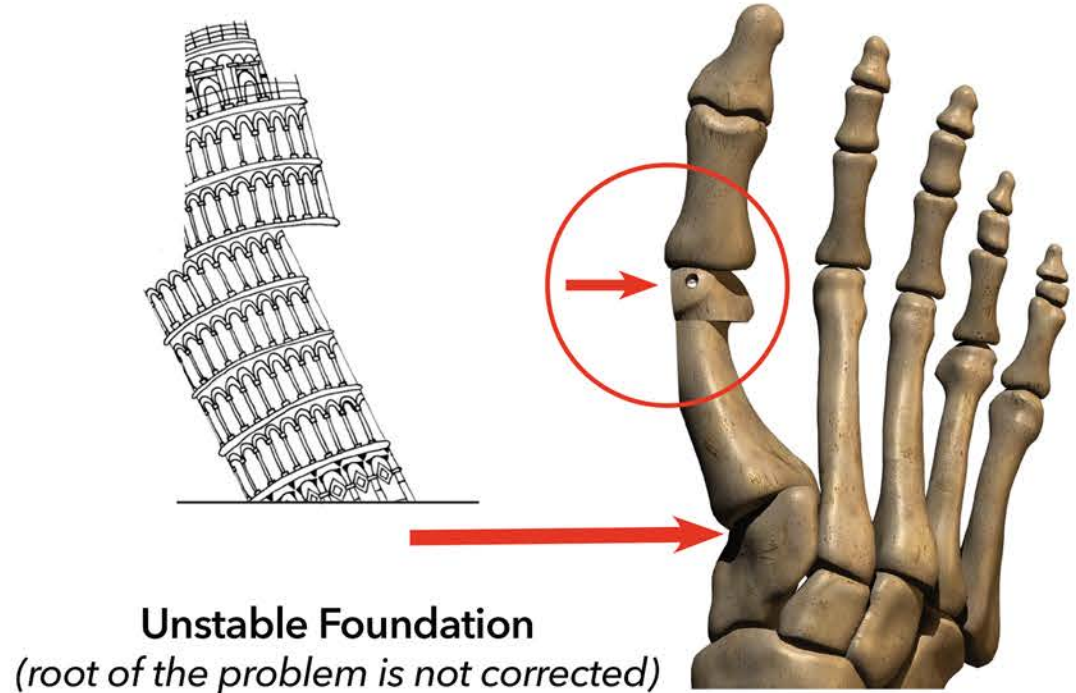
1

Shaves off bump



2

Cuts & shifts top of bone

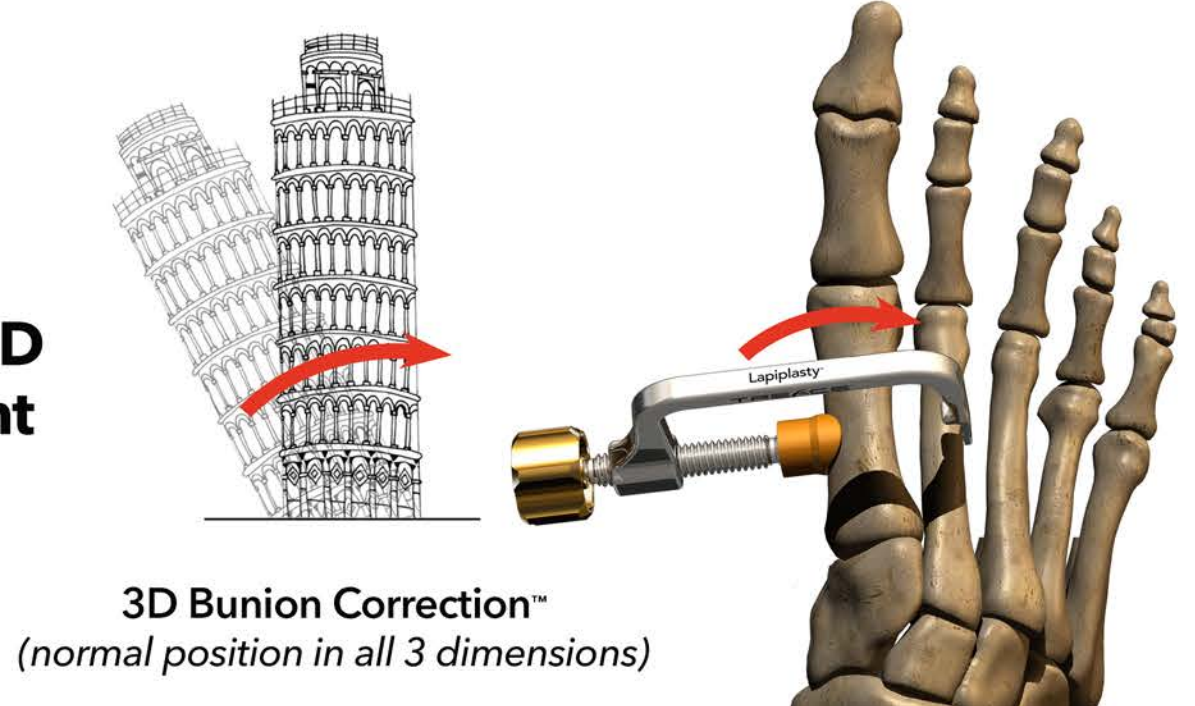


### Lapiplasty® 3D Bunion Correction™

Rather than cutting a straight metatarsal bone, the entire bone is returned to natural, anatomic alignment in all 3 dimensions. Patented titanium plates permanently secure the unstable joint and allow early weight-bearing.

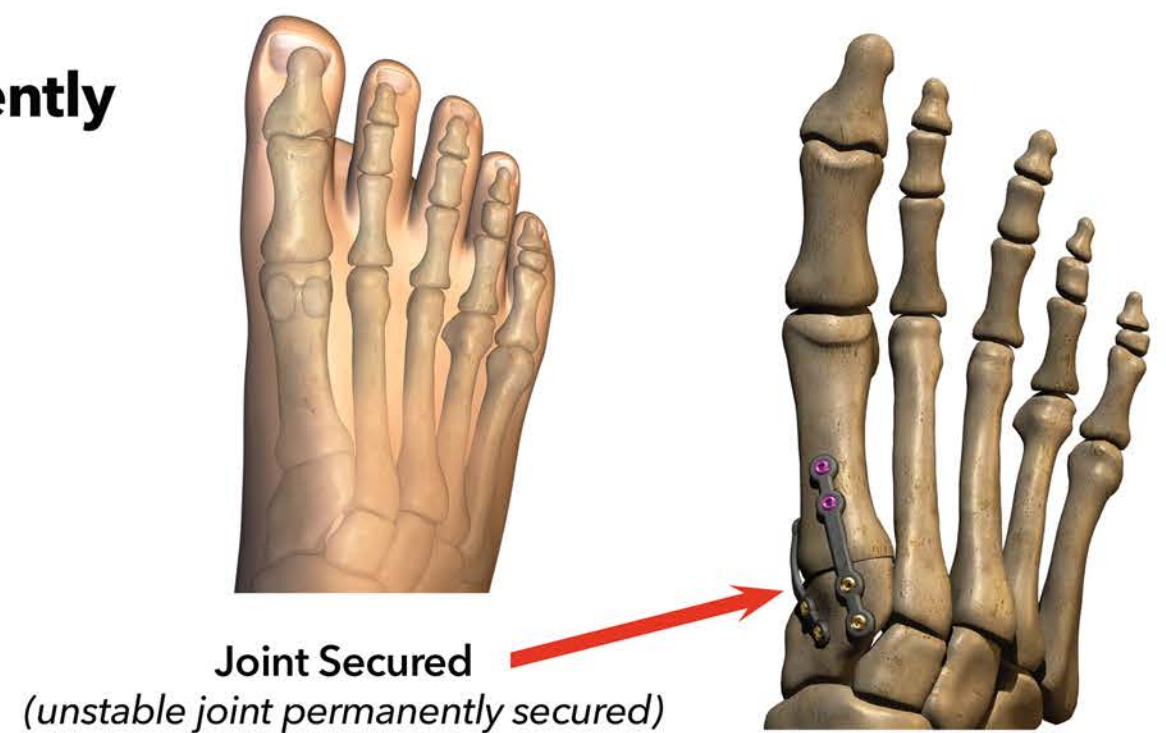
1

Returns entire bone to normal 3D alignment



2

Permanently secures unstable joint



Post-Op - Interior  
X Crooked Bone, Unstable Joint



Post-Op - Exterior  
X Only Pretty On Outside

up to **70%**

osteotomy patients **have their bunions return over time**<sup>1</sup>

Clinical Data  
X High Recurrence<sup>1</sup>



Post-Op - Interior  
✓ Straight Bone, Joint Secured



Post-Op - Exterior  
✓ Pretty Inside & Out

**97%**

Lapiplasty® patients **retain their 3D correction**<sup>3</sup> in a 13 month study

Clinical Data  
✓ Low Recurrence<sup>3</sup>

As with any medical treatment, individual results may vary and these experiences are unique and specific to these patients. And, not every patient is a Lapiplasty® candidate.

Only a surgeon can tell if the Lapiplasty® Procedure is right for you. There are potential risks and recovery takes time.

Potential risks include but are not limited to infection, discomfort from the presence of the implant, loosening of the implant, and loss of correction with nonunion or malunion.

Lapiplasty® is a registered mark of Treace Medical Concepts, Inc. Fix it Right the First Time™ and 3D Bunion Correction™ are trademarks of Treace Medical Concepts, Inc. Copyright 2019 Treace Medical Concepts, Inc. All rights reserved. M052A

<sup>1</sup> Jeuken RM, et al. Foot Ankle Int. 2016; 37:687-95. <sup>2</sup> Smith B, et al. 2017 AOFAS Annual Meeting, Seattle, WA. <sup>3</sup> Santrock R, et al. 2018 AOFAS Annual Meeting, Boston, MA.